


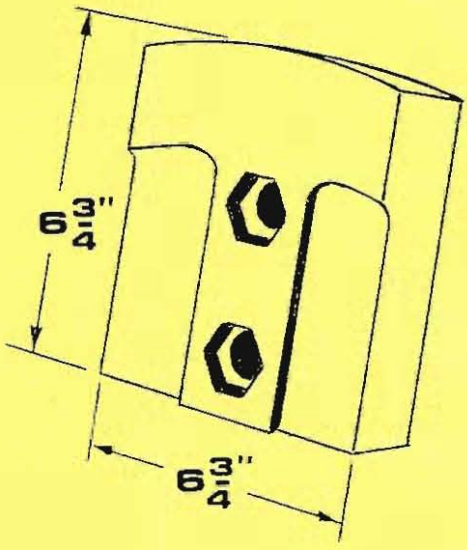


P.O. BOX 31207
 CLEVELAND, OHIO 44131


ORDER BY PHONE **TOLL FREE**
1-800-222-1141
 Ohio 1-800-338-5608
 FAX 216-524-5682 Telephone 216-524-7100

AVAILABLE REPLACEMENT PARTS
 FOR
MADSEN PLANTS

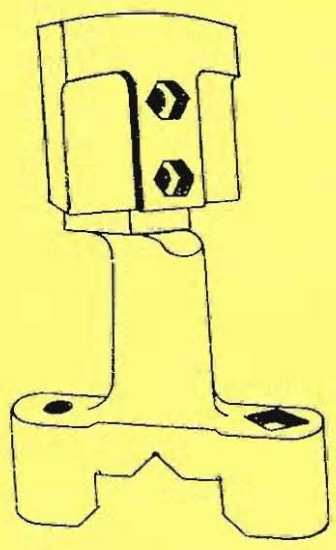
SHANKS & TIPS
 (4,000 / 5,000 / 6,000 # MIXERS)



"EXTRA WEAR" MIXER TIPS

C.P.I. PART No.	DESCRIPTION	REPLACEMENT FOR O.E.M. PART No.
TPS-3509-R	R.H. TIPS	25-244-A
TPS-3509-L	L.H. TIPS	25-244-B

MIXER SHANKS




C.P.I. PART No.	DESCRIPTION	REPLACEMENT FOR O.E.M. PART No.
SHK-3428-R	R.H. MIXER SHANK	25-243-A
SHK-3428-L	L.H. MIXER SHANK	25-243-B
SHK-3427-R	R.H. MIXER SHANK	25-285-A
SHK-3427-L	L.H. MIXER SHANK	25-285-B

C O N S T R U C T I O N

P A R T S

I N C. ®


ORDER BY PHONE **TOLL FREE**
1-800-222-1141
 Ohio 1-800-338-5608

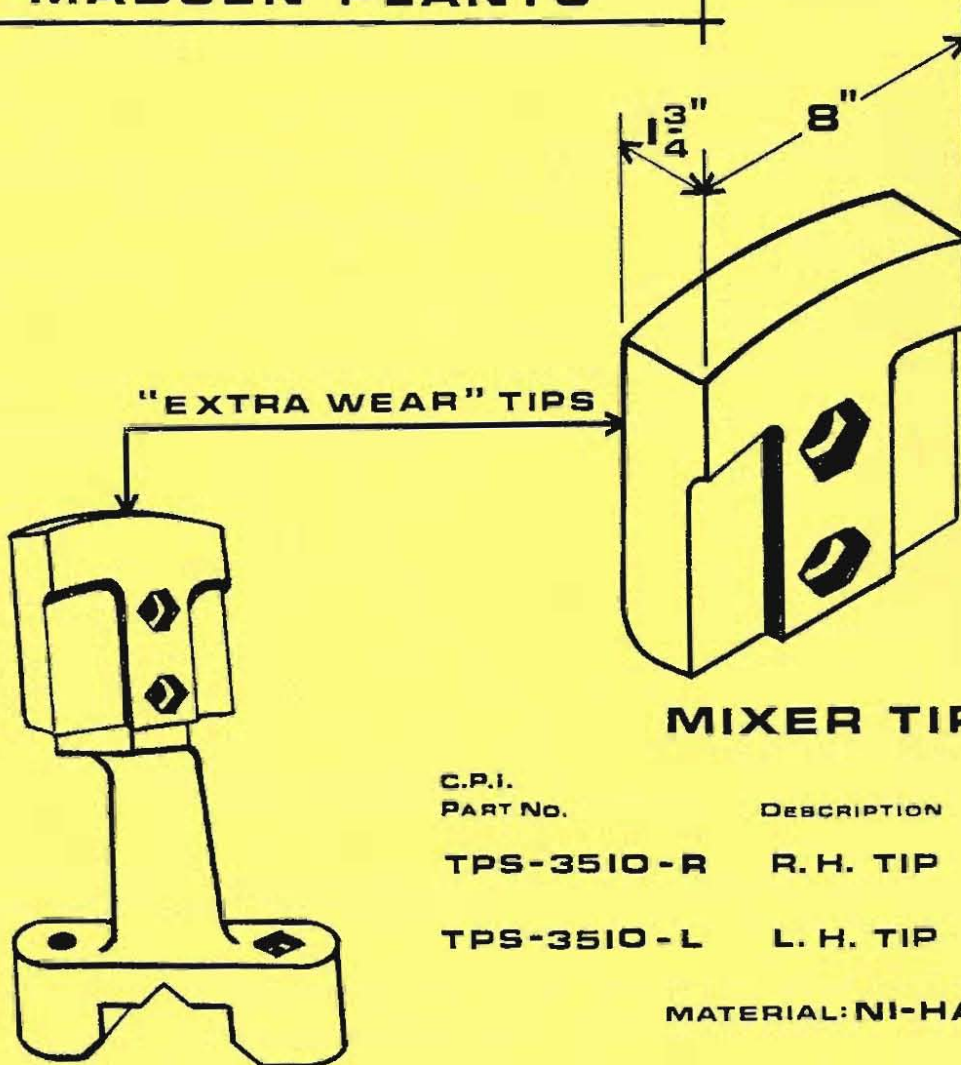
FAX 216-524-5682

Telephone 216-524-7100

AVAILABLE REPLACEMENT PARTS
FOR
MADSEN PLANTS

SHANKS & TIPS

(8,000 / 10,000 LB MIXERS)



MIXER TIPS

C.P.I. PART No.	DESCRIPTION	REPLACEMENT FOR O.E.M. PART No.
TPS-3510-R	R. H. TIP	25-374-A (255-MA-374)
TPS-3510-L	L. H. TIP	25-374-B (255-MB-374)

MATERIAL: NI-HARD

MIXER SHANKS

C.P.I. PART No.	DESCRIPTION	REPLACEMENT FOR O.E.M. PART No.
SHK-3429-R	R. H. SHANK	25-373-A (255-MA-373)
SHK-3429-L	L. H. SHANK	25-373-B (255-MB-373)

"YOUR HEADQUARTERS FOR ASPHALT PLANT REPLACEMENT PARTS"

C ONSTRUCTION P ARTS I NC.®



ORDER
BY PHONE

TOLL FREE
1-800-222-1141

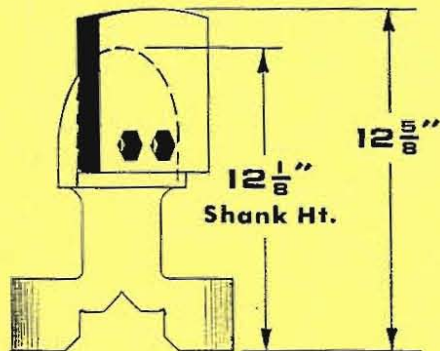
Ohio 1-800-338-5608

FAX 216-524-5682

Telephone 216-524-7100

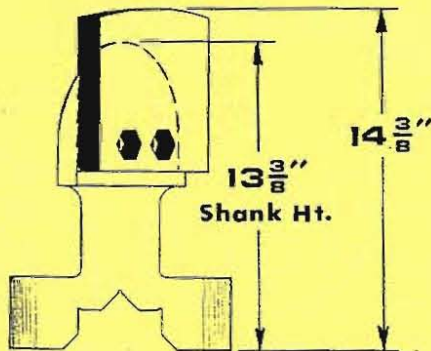
AVAILABLE REPLACEMENT PARTS
FOR
MADSEN PLANTS

SHANKS & TIPS
2 000/3,000 LB. MIXERS
(For 3½" Sq. Mixer Shaft)



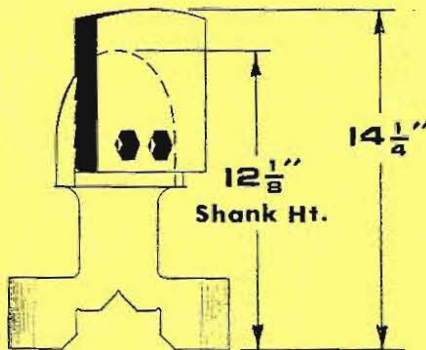
2,000 Lb. Mixer

C.P.I. Part No.	Part Description	Replacement For O.E.M. Part No.
SHK-3431-R	R.H. Mixer Shank	25-30-G
SHK-3431-L	L.H. Mixer Shank	25-30-H
TPS-3593-R	R.H. Mixer Tip	25-112-G
TPS-3593-L	L.H. Mixer Tip	25-112-H



3,000 Lb. Mixer

C.P.I. Part No.	Part Description	Replacement For O.E.M. Part No.
SHK-3430-R	R.H. Mixer Shank	25-237-A
SHK-3430-L	L.H. Mixer Shank	25-237-B
TPS-3592-R	R.H. Mixer Tip	25-238-A
TPS-3592-L	L.H. Mixer Tip	25-238-B



3,000 Lb. Mixer

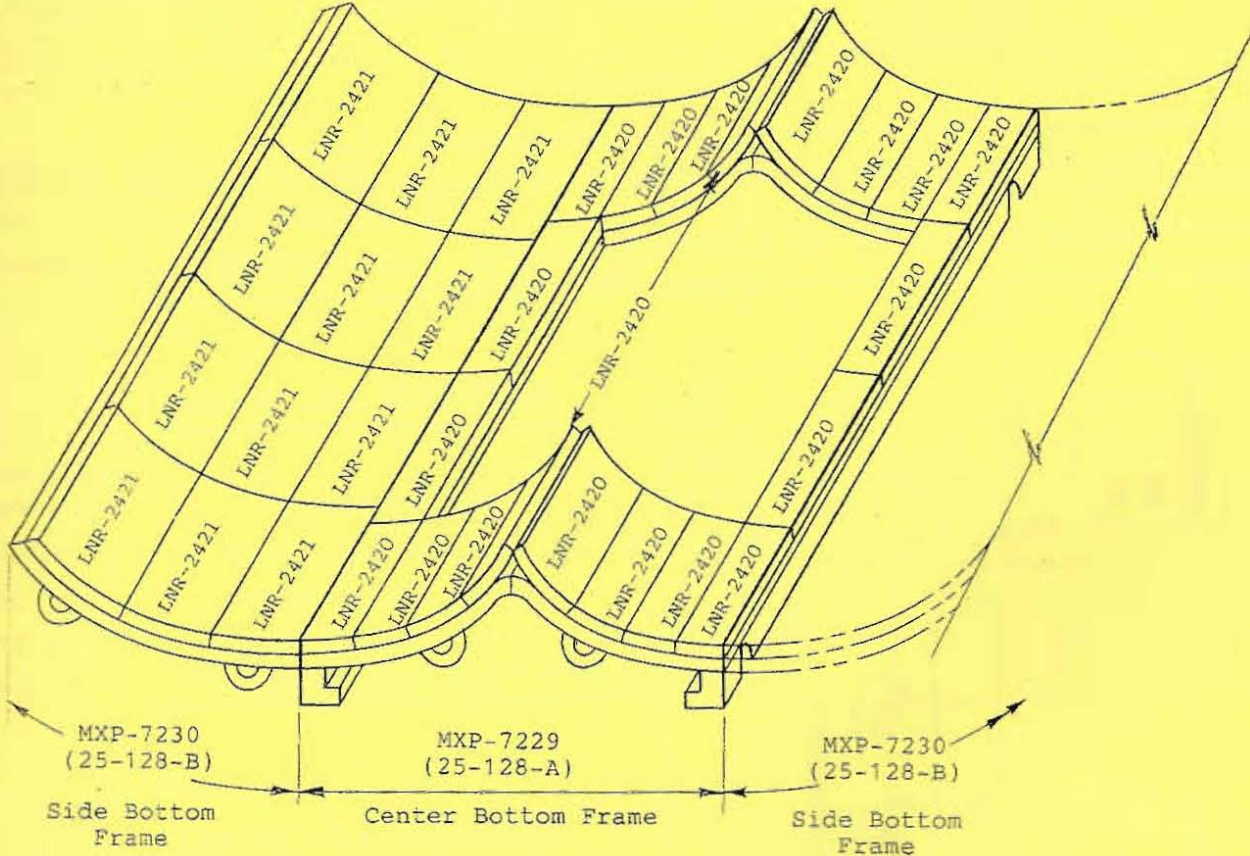
C.P.I. Part No.	Part Description	Replacement For O.E.M. Part No.
SHK-3431-R	R.H. Mixer Shank	25-30-G
SHK-3431-L	L.H. Mixer Shank	25-30-H
TPS-3555-R	R.H. Mixer Tip	25-41-Y
TPS-3555-L	L.H. Mixer Tip	25-41-Z

"YOUR HEADQUARTERS FOR ASPHALT PLANT REPLACEMENT PARTS"

ORDER BY PHONE **TOLL FREE**
1-800-222-1141
Ohio 1-800-338-5608
FAX 216-524-5682 Telephone 216-324-7100

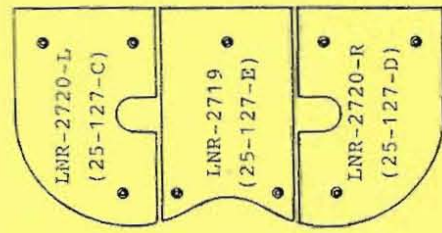
AVAILABLE REPLACEMENT PARTS
FOR
MADSEN PLANTS

MIXER-2,000 LB.



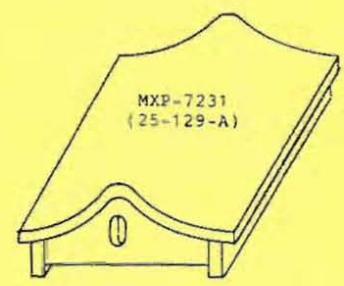
**FABRICATED
BOTTOM FRAMES**

W/Replaceable **NI-HARD** Liners



END LINERS
Material: **NI-HARD**

C.P.I. Part No.	Part Description	Replacement For O.E.M. Part No.
LNR-2420	Center Bottom Liner	25-128-A
LNR-2421	Side Bottom Liner	25-128-B
LNR-2719	Center End Liner	25-127-E
LNR-2720-R	Right End Liner	25-127-D
LNR-2720-L	Left End Liner	25-127-C



MIXER GATE
Material: **NI-HARD**

"YOUR HEADQUARTERS FOR ASPHALT PLANT REPLACEMENT PARTS"



ORDER
BY PHONE

TOLL FREE
1-800-222-1141

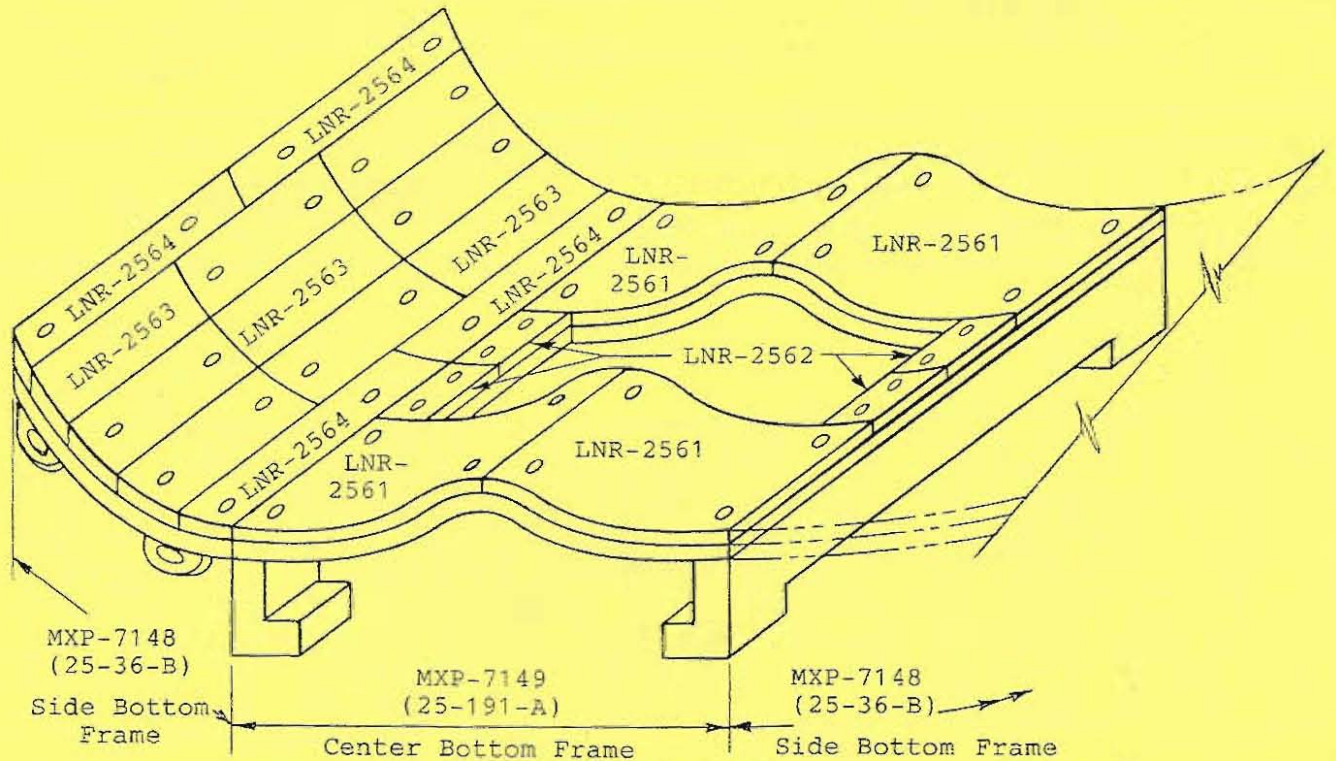
Ohio 1-800-338-5608

FAX 216-324-5682

Telephone 216-524-7100

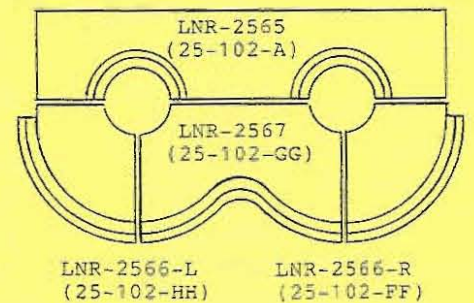
AVAILABLE REPLACEMENT PARTS
FOR
MADSEN PLANTS

MIXER-3,000 LB.

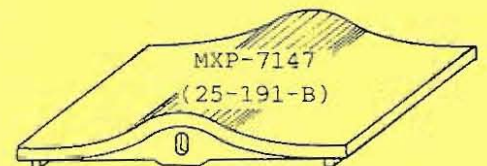


FABRICATED BOTTOM FRAMES
w/Replaceable **NI-HARD** Liners

C P I. Part No.	Part Description	Replacement For O.E.M. Part No.
LNR-2561	Center Bottom Liner	25-191-A
LNR-2562	Center Bottom Opening Liner	25-191-A
LNR-2563	Side Bottom Liner	25-36-B
LNR-2564	Side Bottom Liner	25-36-B
LNR-2565	Top End Liner	25-102-A
LNR-2566-L	L.H. Bottom End Liner	25-102-HH
LNR-2566-R	R.H. Bottom End Liner	25-102-FF
LNR-2567	Center Bottom End Liner	25-102-GG



END LINERS
Material: **NI-HARD**



MIXER GATE
Material: **NI-HARD**

"YOUR HEADQUARTERS FOR ASPHALT PLANT REPLACEMENT PARTS"

CONSTRUCTION PARTS INC.®



ORDER
BY PHONE

TOLL FREE
1-800-222-1141

Ohio 1-800-338-5608

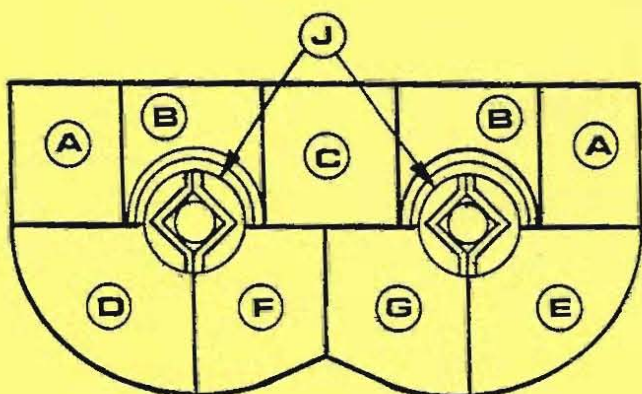
FAX 216-524-5682

Telephone 216-524-7100

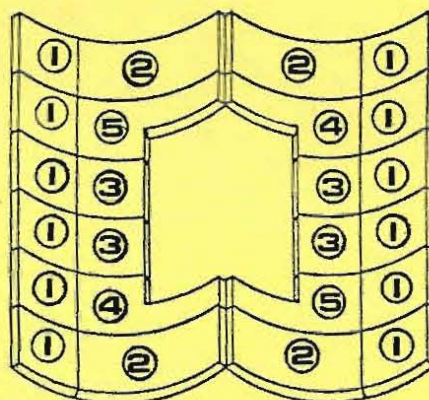
AVAILABLE REPLACEMENT PARTS
FOR
MADSEN PLANTS

MIXER - 4,000 LB.

MATERIAL: NI-HARD



END LINERS



SHELL LINERS

REF.	C.P.I. PART No.	PART DESCRIPTION	REPLACEMENT FOR O.E.M. PART No.
1	LNR-2000	Upper Curved Liner	25-253-A (255-MA-253)
2	LNR-2001	Bottom Full Liner	25-253-B (255-MB-253)
3	LNR-2002	Gate Side Liner	25-253-C (255-MC-253)
4	LNR-2005	R.H. Gate End Liner	25-260-C (255-MC-260)
5	LNR-2004	L.H. Gate End Liner	25-260-B (255-MB-260)
	LNR-2003	Top Side Liner	25-260-A (255-MA-260)
	LNR-2006	Top Side Liner	25-242-H (255-MH-242)
A	LNR-2007	Top End Corner Liner	25-242-A (255-MA-242)
B	LNR-2008	Top End Above Shaft Liner	25-242-B (255-MB-242)
C	LNR-2009	Top End Center Liner	25-242-C (255-MC-242)
D	LNR-2010	Bottom Corner, L.H. Liner	25-242-D (255-MD-242)
E	LNR-2011	Bottom Corner, R.H. Liner	25-242-E (255-ME-242)
F	LNR-2012	Bottom Center, L.H. Liner	25-242-F (255-MF-242)
G	LNR-2013	Bottom Center, R.H. Liner	25-242-G (255-MG-242)
J	MXP-7007	Seal Collar Ass'y	25-131-G

"YOUR HEADQUARTERS FOR ASPHALT PLANT REPLACEMENT PARTS"

C ONSTRUCTION P ARTS I NC.®



ORDER
BY PHONE

TOLL FREE
1-800-222-1141

Ohio 1-800-338-5608

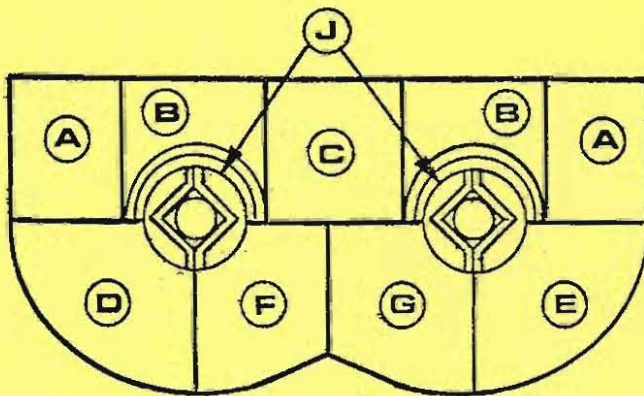
FAX 216-524-5682

Telephone 216-524-7100

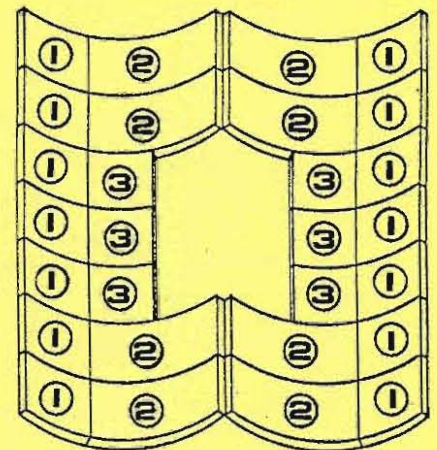
AVAILABLE REPLACEMENT PARTS
FOR
MADSEN PLANTS

MIXER-5,000 LB.

MATERIAL: NI-HARD



END LINERS



SHELL LINERS

REF.	C.P.I. PART No.	PART DESCRIPTION	REPLACEMENT FOR O.E.M. PART No.
1	LNR-2000	Upper Curved Liner	25-253-A (255-MA-253)
2	LNR-2001	Bottom Full Liner	25-253-B (255-MB-253)
3	LNR-2002	Gate Side Liner	25-253-C (255-MC-253)
	LNR-2003	Top Side Liner	25-260-A (255-MA-260)
	LNR-2006	Top Side Liner	25-242-H (255-MH-242)
A	LNR-2007	Top End Corner Liner	25-242-A (255-MA-242)
B	LNR-2008	Top End Above Shaft Liner	25-242-B (255-MB-242)
C	LNR-2009	Top End Center Liner	25-242-C (255-MC-242)
D	LNR-2010	Bottom Corner, L.H. Liner	25-242-D (255-MD-242)
E	LNR-2011	Bottom Corner, R.H. Liner	25-242-E (255-ME-242)
F	LNR-2012	Bottom Center, L.H. Liner	25-242-F (255-MF-242)
G	LNR-2013	Bottom Center, R.H. Liner	25-242-G (255-MG-242)
J	MXP-7007	Seal Collar Ass'y	25-131-G

"YOUR HEADQUARTERS FOR ASPHALT PLANT REPLACEMENT PARTS"

C O N S T R U C T I O N

P A R T S

I N C. ®



ORDER
BY PHONE

TOLL FREE
1-800-222-1141

Ohio 1-800-338-5608

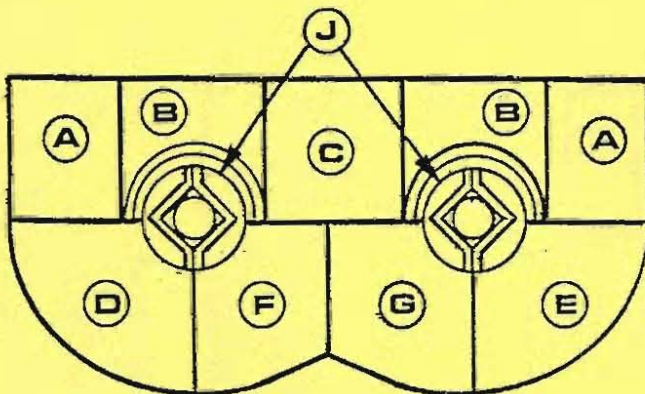
FAX 216-524-5682

Telephone 216-524-7100

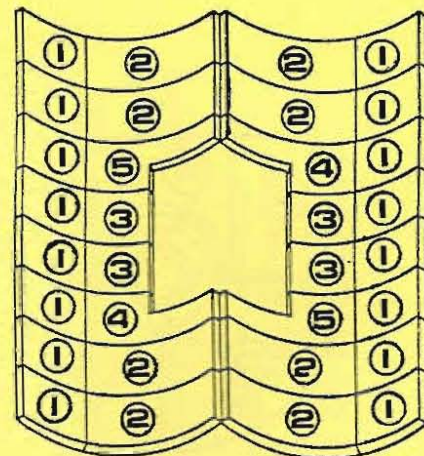
AVAILABLE REPLACEMENT PARTS
FOR
MADSEN PLANTS

MIXER - 6,000 LB.

MATERIAL: NI-HARD



END LINERS




SHELL LINERS

REF.	C.P.I. PART NO.	PART DESCRIPTION	REPLACEMENT FOR O.E.M. PART NO.
1	LNR-2000	Upper Curved Liner	25-253-A (255-MA-253)
2	LNR-2001	Bottom Full Liner	25-253-B (255-MB-253)
3	LNR-2002	Gate Side Liner	25-253-C (255-MC-253)
4	LNR-2005	R.H. Gate End Liner	25-260-C (255-MC-260)
5	LNR-2004	L.H. Gate End Liner	25-260-B (255-MB-260)
	LNR-2003	Top Side Liner	25-260-A (255-MA-260)
	LNR-2006	Top Side Liner	25-242-H (255-MH-242)
A	LNR-2007	Top End Corner Liner	25-242-A (255-MA-242)
B	LNR-2008	Top End Above Shaft Liner	25-242-B (255-MB-242)
C	LNR-2009	Top End Center Liner	25-242-C (255-MC-242)
D	LNR-2010	Bottom Corner, L.H. Liner	25-242-D (255-MD-242)
E	LNR-2011	Bottom Corner, R.H. Liner	25-242-E (255-ME-242)
F	LNR-2012	Bottom Center, L.H. Liner	25-242-F (255-MF-242)
G	LNR-2013	Bottom Center, R.H. Liner	25-242-G (255-MG-242)
J	MXP-7004	Seal Collar Ass'y	25-284-A

"YOUR HEADQUARTERS FOR ASPHALT PLANT REPLACEMENT PARTS"

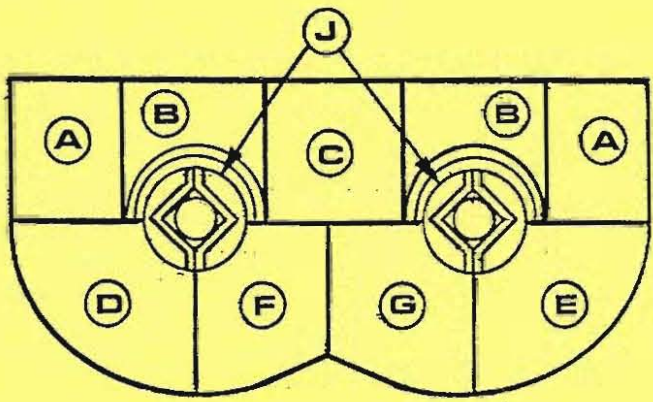
C O N S T R U C T I O N P A R T S I N C. ®


ORDER BY PHONE
TOLL FREE
1-800-222-1141
Ohio 1-800-338-5608


FAX 216-524-5682
Telephone 216-524-7100

**AVAILABLE REPLACEMENT PARTS
FOR
MADSEN PLANTS**

MIXER-6,000 LB.
(NEWER MODELS)
MATERIAL: NI-HARD



END LINERS



SHELL LINERS

REF.	C.P.I. PART No.	PART DESCRIPTION	REPLACEMENT FOR O.E.M. PART No.
1	LNR-2000	Upper Curved Liner	25-253-A (255-MA-253)
2	LNR-2001	Bottom Full Liner	25-253-B (255-MB-253)
3	LNR-2002	Gate Side Liner	25-253-C (255-MC-253)
4	LNR-2005	R.H. Gate End Liner	25-260-C (255-MC-260)
5	LNR-2004	L.H. Gate End Liner	25-260-B (255-MB-260)
	LNR-2003	Top Side Liner	25-260-A (255-MA-260)
	LNR-2006	Top Side Liner	25-242-H (255-MH-242)
A	LNR-2007	Top End Corner Liner	25-242-A (255-MA-242)
B	LNR-2008	Top End Above Shaft Liner	25-242-B (255-MB-242)
C	LNR-2009	Top End Center Liner	25-242-C (255-MC-242)
D	LNR-2010	Bottom Corner, L.H. Liner	25-242-D (255-MD-242)
E	LNR-2011	Bottom Corner, R.H. Liner	25-242-E (255-ME-242)
F	LNR-2012	Bottom Center, L.H. Liner	25-242-F (255-MF-242)
G	LNR-2013	Bottom Center, R.H. Liner	25-242-G (255-MG-242)
J	MXP-7004	Seal Collar Ass'y	25-284-A

"YOUR HEADQUARTERS FOR ASPHALT PLANT REPLACEMENT PARTS"

CONSTRUCTION PARTS INC.®



ORDER
BY PHONE

TOLL FREE
1-800-222-1141

Ohio 1-800-338-5608

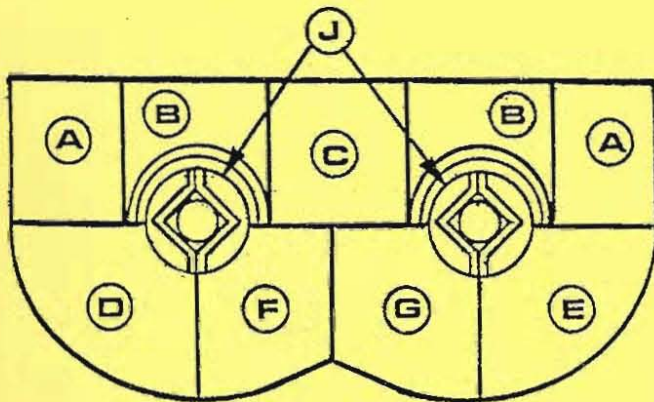
FAX 216-524-5682

Telephone 216-524-7100

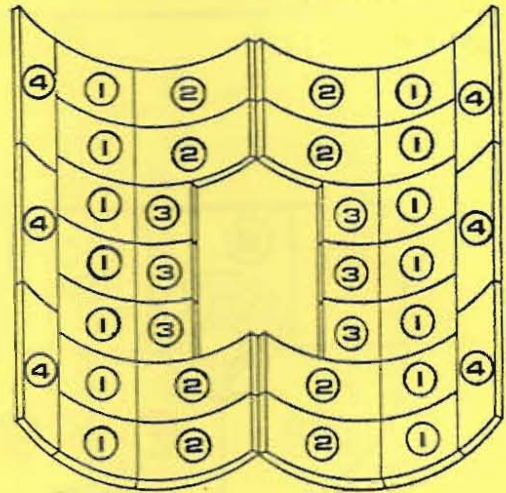
AVAILABLE REPLACEMENT PARTS
FOR
MADSEN PLANTS

MIXER - 8,000 LB.

MATERIAL: NI-HARD



END LINERS



SHELL LINERS

REF.	C.P.I. PART No.	PART DESCRIPTION	REPLACEMENT FOR O.E.M. PART No.
1	LNR-2014	Upper Curved Liner	25-320-A (255-MA-320)
2	LNR-2016	Bottom Full Liner	25-322-A (255-MA-322)
3	LNR-2015	Gate Side Liner	25-321-A (255-MA-321)
4	LNR-2018	Top Side Liner	25-333-A (255-MA-333)
A	LNR-2025	Top End Corner Liner	25-330-A (255-MA-330)
B	LNR-2024	Top End Above Shaft Liner	25-329-A (255-MA-329)
C	LNR-2023	Top End Center Liner	25-328-A (255-MA-328)
D	LNR-2019	Bottom Corner, L.H. Liner	25-326-A (255-MA-326)
E	LNR-2020	Bottom Corner, R.H. Liner	25-326-B (255-MB-326)
F	LNR-2021	Bottom Center, L.H. Liner	25-327-A (255-MA-327)
G	LNR-2022	Bottom Center, R.H. Liner	25-327-B (255-MB-327)
J	MPX-7005	Seal Collar Ass'y	25-318-A
	MPX-7258	Gate Roller	201-MA-1000

"YOUR HEADQUARTERS FOR ASPHALT PLANT REPLACEMENT PARTS"

C ONSTRUCTION P ARTS I NC.®



ORDER
BY PHONE

TOLL FREE
1-800-222-1141

Ohio 1-800-338-5608

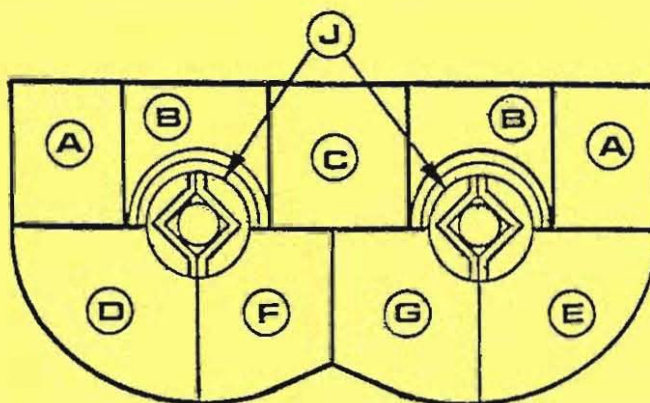
FAX 216-524-5682

Telephone 216-524-7100

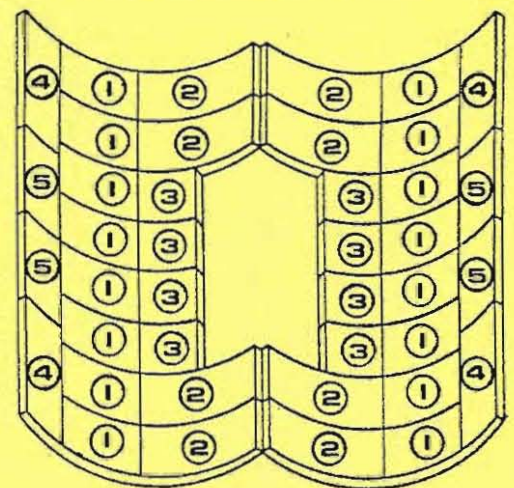
AVAILABLE REPLACEMENT PARTS
FOR
MADSEN PLANTS

MIXER - 10,000 LBS

MATERIAL: NI-HARD



END LINERS



SHELL LINERS

REF.	C.P.I. PART No.	PART DESCRIPTION	REPLACEMENT FOR O.E.M. PART No.
1	LNR-2014	Upper Curved Liner	25-320-A (255-MA-320)
2	LNR-2016	Bottom Full Liner	25-322-A (255-MA-322)
3	LNR-2015	Gate Side Liner	25-321-A (255-MA-321)
4	LNR-2018	Top Side Liner	25-333-A (255-MA-333)
5	LNR-2017	Top Side Liner	25-332-A (255-MA-332)
A	LNR-2025	Top End Corner Liner	25-330-A (255-MA-330)
B	LNR-2024	Top End Above Shaft Liner	25-329-A (255-MA-329)
C	LNR-2023	Top End Center Liner	25-328-A (255-MA-328)
D	LNR-2019	Bottom Corner, L.H. Liner	25-326-A (255-MA-326)
E	LNR-2020	Bottom Corner, R.H. Liner	25-326-B (255-MB-326)
F	LNR-2021	Bottom Center, L.H. Liner	25-327-A (255-MA-327)
G	LNR-2022	Bottom Center, R.H. Liner	25-327-B (255-MB-327)
J	MPX-7005	Seal Collar Ass'y	25-318-A
	MPX-7258	Gate Roller	201-MA-1000

"YOUR HEADQUARTERS FOR ASPHALT PLANT REPLACEMENT PARTS"

C ONSTRUCTION

P ARTS

I NC.®



ORDER
BY PHONE

TOLL FREE

1-800-222-1141

Ohio 1-800-338-5608

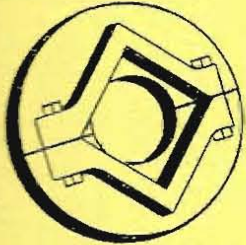
FAX 216-524-5682

Telephone 216-524-7100

AVAILABLE REPLACEMENT PARTS
FOR
MADSEN PLANTS

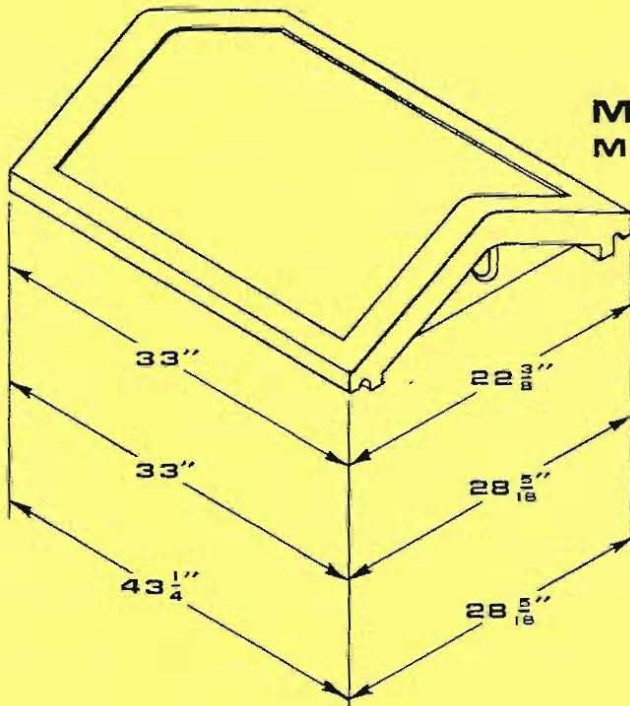
MIXERS

- SEAL COLLAR ASS'Y
- MIXER GATES



**SEAL COLLAR
ASS'Y**

C.P.I. PART No.	PART DESCRIPTION	REPLACEMENT FOR O.E.M. PART No.
MXP-7004	Seal Collar Ass'y	25-284-A 255-MA-284
MXP-7005	Seal Collar Ass'y	25-318-A
MXP-7006	Seal Collar Ass'y	252-MA-649
MXP-7007	Seal Collar Ass'y	25-131-G 25-131-H
MXP-7154	Inside Thrust Collar	25-81-D
MXP-7153	Inside Wear Plate	25-81 C & G



MIXER GATES MATERIAL: NI-HARD

4,000 / 5,000 / 6,000 LB.

MXP-7037

O.E.M. No. 25-245-A

8,000 LB.

MXP-7038

O.E.M. No. 25-323-A

10,000 LB.

MXP-7039

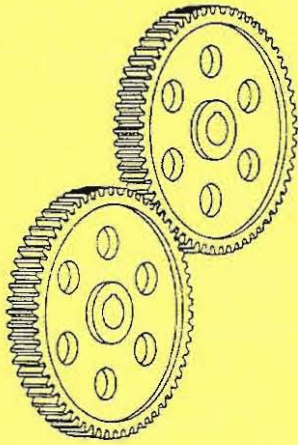
O.E.M. No. 250-922

"YOUR HEADQUARTERS FOR ASPHALT PLANT REPLACEMENT PARTS"


C ONSTRUCTION P ARTS I NC.®

ORDER BY PHONE **TOLL FREE 1-800-222-1141**
Ohio 1-800-338-5608
 FAX 216-324-5682 Telephone 216-324-7100

MIXER PARTS




TIMING GEAR



DRIVE PINION

C.P.I. PART No.	PART DESCRIPTION	REPLACEMENT FOR O.E.M. PART No.
TRP-116-1	Mixer Timing Gear	5-306-A
TRP-116-2	Mixer Timing Gear	5-306-B
TRP-171	Spur Gear	5-303-A
TRP-176	Mixer Timing Gear	5-107-F
TRP-177	Mixer Timing Gear	5-212-A
TRP-178	Mixer Timing Gear	41 Tooth
TRP-179	Mixer Timing Gear	33 Tooth
TRP-193	Mixer Timing Gear	25-294-A (055-MR-324)
TRP-442	Mixer Timing Gear	5-324-A (055-MA-324)
TRP-437	Mixer Timing Gear	257-MA-632 (053-MA-502)
TRP-438	Mixer Timing Gear	5-107-H
TRP-171	Spur Gear	5-303-A
TRP-102-1	Mixer Drive Pinion	5-310-A
TRP-102-2	Mixer Drive Pinion	5-310-B
TRP-170	Spur Pinion	5-304-A
TRP-180	Mixer Drive Pinion	5-241-B
TRP-181	Mixer Drive Pinion	5-197-G
TRP-183	Mixer Drive Pinion	14 Tooth
TRP-122-1	Mixer Drive Pinion	5-325-A
TRP-122-2	Mixer Drive Pinion	5-403-A
TRP-439	Mixer Drive Pinion	253-MC-621 (051-MA-502)
TRP-440	Mixer Drive Pinion	5-179
TRP-441	Mixer Drive Pinion	5-241-A
TRP-170	Spur Pinion	5-304-A



← **MIXER OUTPUT SHAFT COUPLING
TRP-188
(26-381-B)**

← **MIXER OUTPUT SHAFT
TRP-187
(26-381-A)**

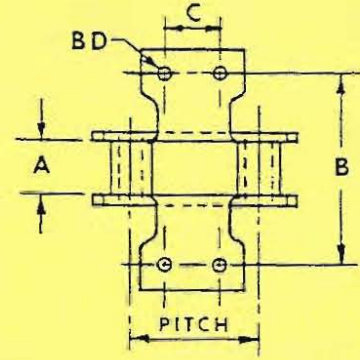
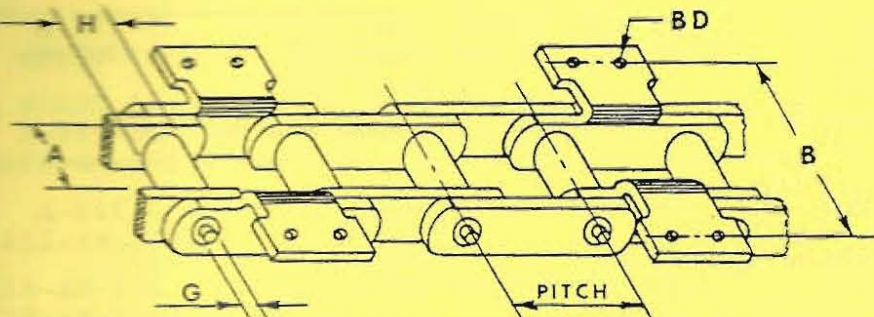
"YOUR HEADQUARTERS FOR ASPHALT PLANT REPLACEMENT PARTS"

ORDER BY PHONE TOLL FREE
1-800-222-1141
Ohio 1-800-338-5608
FAX 216-524-5682 Telephone 216-524-7100

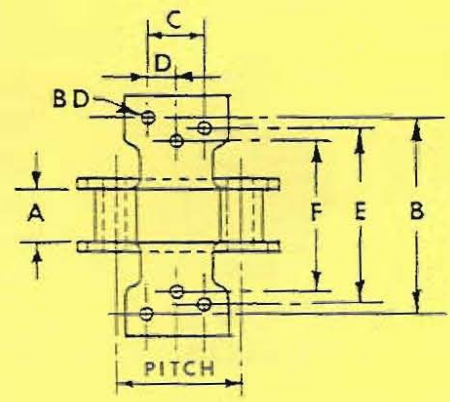
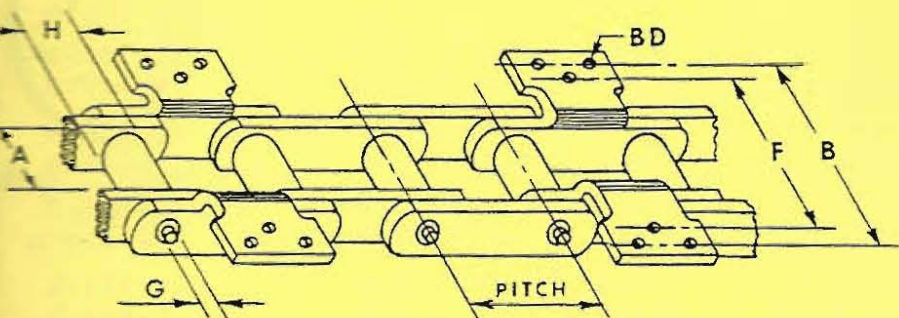
AVAILABLE REPLACEMENT PARTS
FOR
MADSEN PLANTS

ELEVATOR CHAINS

CAST CHAINS / STEEL CHAINS



Chains with K-2 or K-24 Attachments



Chains with K-3 or K-35 Attachments

SIZE	STEEL CHAIN NUMBER	PITCH	MAXIMUM ALLOWABLE SPROCKET FACE (A)	DIAMETER OF PIN (G)	DIAMETER OF BARREL (H)	ATTACHMENT DATA						
						ATTACHMENT NO.	BD BOLT DIAMETER	B	C	D	E	F
DIMENSIONS IN INCHES												
102B		4.000	2	5/8	31/32	CC102B-K2	3/8	5 5/16	1 3/4			
	SC102B	4.000	2 1/8	5/8	1	SC102B-K2	3/8	5 5/16	1 3/4			
102 1/2		4.040	2	3/4	1 3/8	CC102 1/2-K2	3/8 / 1/2	5 5/16	1 3/4			
	SC102 1/2	4.040	2 1/4	3/4	1 3/8	SC102 1/2-K2	3/8 / 1/2	5 5/16	1 3/4			
110		6.000	1 15/16	5/8	1 1/4	CC110-K2	3/8	5 5/16	1 3/4			
	SC110	6.000	2 1/8	5/8	1 1/4	SC110-K2	3/8	5 5/16	1 3/4			
111		4.760	2 3/8	3/4	1 7/16	CC111-K2	3/8	6 1/4	2 5/16			
	SC111	4.760	2 5/8	3/4	1 7/16	SC111-K2	3/8	6 1/4	2 5/16			
131		3.075	1 1/8	5/8	1 7/32	CC131-K2	1/2	4 1/8	1 1/2			
	SC131	3.075	1 5/16	5/8	1 1/4	SC131-K2	1/2	4 1/8	1 1/2			
132		6.050	3 1/8	1	1 23/32	CC132-K2	1/2	7 1/2	2 3/4			
188		2.609	15/16	1/2	7/8	CC188-K2	5/16	4 3/16	1 1/4			
	SC188	2.609	1 7/16	1/2	7/8	SC188-K2	5/16	4 3/16	1 1/4			
	SC856	6.000	3	1	1 3/4	SC856-K2	1/2	6 5/16	2 1/4			
	SC856	6.000	3	1	1 3/4	SC856-K24	5/8	7 1/4	2 1/2			
	SC856	6.000	3	1	1 3/4	SC856-K3	1/2	12 1/16	2 3/4	1 3/8	10 15/16	6 9/16
	SC856	6.000	3	1	1 3/4	SC856-K35	5/8	11 3/4	1 1/2	1 1/4		7 1/4

"YOUR HEADQUARTERS FOR ASPHALT PLANT REPLACEMENT PARTS"



ORDER
BY PHONE

TOLL FREE
1-800-222-1141

Ohio 1-800-338-5608

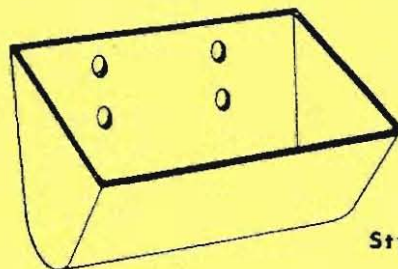
FAX 216-524-5682

Telephone 216-324-7100

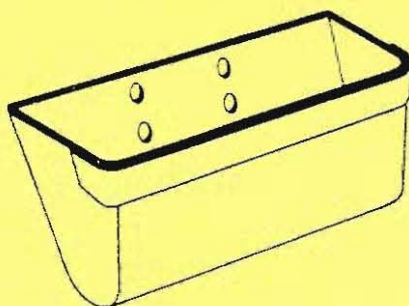
STEEL FABRICATED ELEVATOR BUCKETS

All Styles and Sizes

- Style "A" Plain Bucket
Style "AA" Bucket w/Reinforced Lip
Style "AARB" Bucket w/Reinforced Lip
and Back (Not Shown)



Style "A"

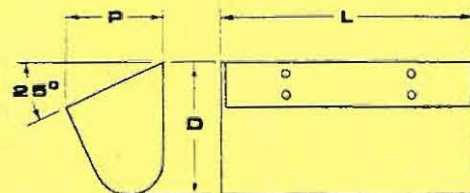


Style "AA" (with reinforcing strip)

Size of Buckets			Cap. Cu. Ft.
L	P	D	
8	5	5¼	.065
9	5	5¼	.074
10	5	5¼	.082
10	6	6¼	.119
11	6	6¼	.131
12	6	6¼	.143
13	6	6¼	.155
14	6	6¼	.167
16	6	6¼	.191
18	6	6¼	.216
12	7	7¼	.201
13	7	7¼	.219
14	7	7¼	.237
16	7	7¼	.272
18	7	7¼	.307
20	7	7¼	.342
12	8	8¼	.235
14	8	8¼	.279
16	8	8¼	.323
18	8	8¼	.367
20	8	8¼	.411
22	8	8¼	.455
24	8	8¼	.499
16	9	9¼	.372
18	9	9¼	.405
20	9	9¼	.438
24	9	9¼	.504
18	10	10½	.443
20	10	10½	.491
22	10	10½	.541
24	10	10½	.590
30	10	10½	.740

To Obtain Quote:

- 1 Style Bucket _____
- 2 Size Bucket _____ (Thickness _____)
- 3 'K' Attachment _____ (Chain Size _____)
- 4 With ___ Or Without ___ Drain Holes



These buckets are three piece, all welded construction. Ends not tapered. Projection is parallel to back. Buckets with reinforced back and/or front can be furnished at slight extra cost. Sizes and gauges not listed can be furnished. Prices on application.

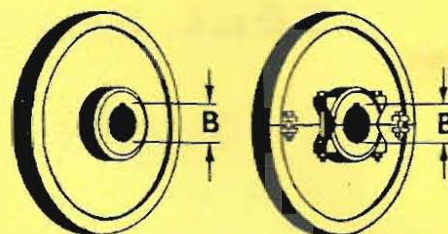
"YOUR HEADQUARTERS FOR ASPHALT PLANT REPLACEMENT PARTS"



ELEVATOR

Traction/Idler Wheels

C.P.I. PART NO.	PART DESCRIPTION	REPLACEMENT FOR O.E.M. PART NO.
ETW-5432	Traction Wheel	12-4-AA
ETW-5433	Traction Wheel	12-4-00
ETW-5434	Traction Wheel	12-4-JJ
ETW-5435	Traction Wheel	12-4-M
ETW-5436	Traction Wheel	12-12-E
ETW-5443	Traction Wheel	123-MJ-450
ETW-5444	Traction Wheel	123-MR-450
ETW-5400	Idler Wheel	12-02-01
ETW-5412-B	Idler Wheel	12-11-B
ETW-5412-C	Idler Wheel	12-11-C



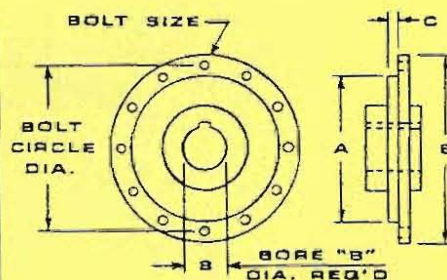
TRACTION WHEELS
Solid Type Split Type

TRACTION WHEELS
COMPLETE W/HUB
(Including Standard Keyway
And Set Screws)

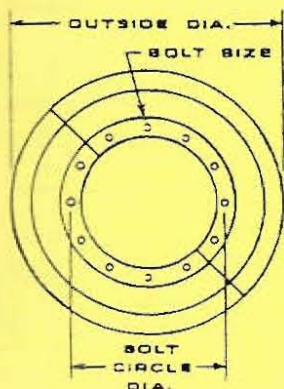
Information Required
To Quote

Solid Type _____ Split Type _____
Wheel Diameter _____
Chain Size _____
Bore Diameter "B" _____
(Shaft Diameter)

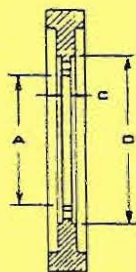
SPROCKET PART NO.	TRACTION WHEEL PART NO.	HUB BODY NO.	BOLT CIRCLE DIAMETER	BOLT SIZE	A	C	D	E
TRP-1010	ETW-1010	CPI-1010	10	1/2	8-1/2	5/8	12-1/4	11-3/4
TAP-1212	ETW-1212	CPI-1212	12	5/8	10-1/2	3/4	14-1/4	13-3/4
TRP-1616	ETW-1616	CPI-1616	16	3/4	14-1/2	3/4	18-1/4	17-3/4
TAP-2020	ETW-2020	CPI-2020	20	3/4	18-1/2	7/8	22-1/4	21-3/4
TAP-2525	ETW-2525	CPI-2525	25	1	23	1	28-1/4	27-3/4



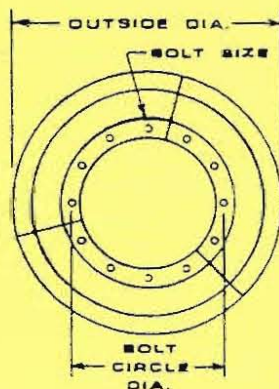
BODY HUB



(2) SEGMENTS



**SEGMENTAL
TRACTION WHEELS**



(3) SEGMENTS

TRACTION WHEELS
To Order, Specify

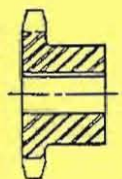
Outside Dia. _____
Chain Size _____
(2) Segments _____
or
(3) Segments _____
Bore Diameter "B" _____
(Shaft Diameter)

"YOUR HEADQUARTERS FOR ASPHALT PLANT REPLACEMENT PARTS"



ELEVATOR

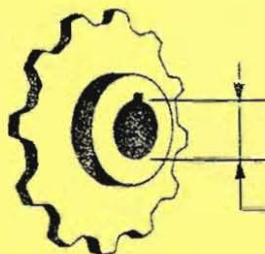
SPROCKETS / DRIVE CHAINS



Type "B"
Hub - One Side



Type "C"
Hub - Both Sides



DRIVE CHAIN SPROCKETS

(Including Standard Keyway
And Set Screws)

Information Required To Quote

Number Of Teeth _____

Chain Size _____

Single Strand Chain _____

Double Strand Chain _____

Bore Diameter (Shaft Diameter)

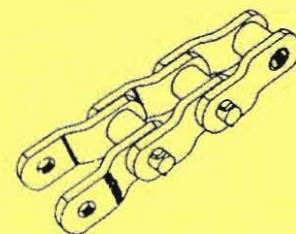
Type "B" _____ Type "C" _____

AVAILABLE SPROCKETS

C.P.I. PART No.	PART DESCRIPTION	REPLACEMENT FOR O.E.M. PART No.
TRP-242	9 Tooth Sprocket	12-14-Y
TRP-243	24 Tooth Sprocket	12-45-K
TRP-244	24 Tooth Sprocket	12-45-B
TRP-245	8 Tooth Sprocket	12-37-A
TRP-246	18 Tooth Sprocket	12-6-N
TRP-247	9 Tooth Sprocket	12-14-N
TRP-248	9 Tooth Sprocket	12-50-J
TRP-249	22 Tooth Sprocket	12-51-C
TRP-304	9 Tooth Sprocket	12-14-AC
TRP-206	9 Tooth Sprocket	12-14-S
TRP-435	24 Tooth Sprocket	12-26-A
TRP-436	9 Tooth Sprocket	12-50-E

DRIVE CHAIN

C.P.I. PART No.	PART DESCRIPTION	REPLACEMENT FOR O.E.M. PART No.
DCH-3075	Drive Chain	SS-40
DCH-2609	Drive Chain	SS-88



"YOUR HEADQUARTERS FOR ASPHALT PLANT REPLACEMENT PARTS"

CONSTRUCTION PARTS INC.®



ORDER
BY PHONE

TOLL FREE
1-800-222-1141

Ohio 1-800-338-5608

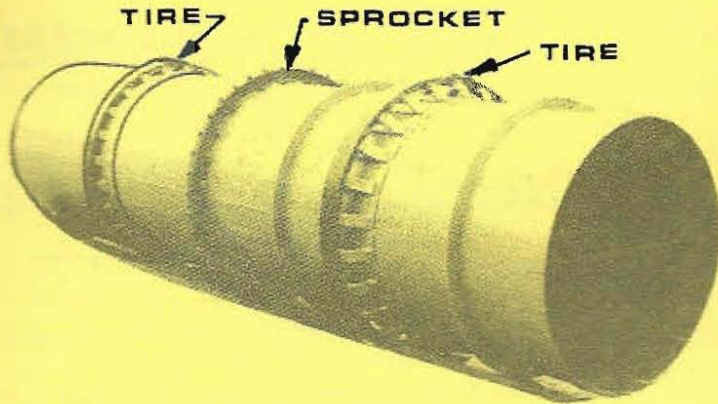
FAX 216-524-5682

Telephone 216-324-7100

AVAILABLE REPLACEMENT PARTS
FOR
MADSEN PLANTS

DRYERS

- SEGMENTAL SPROCKETS
- DRYER TIRES
- DRYER SHELLS



**COMPLETE.....
DRYER SHELLS**

DRYER TIRES & SEGMENTAL SPROCKETS

C.P.I.

PART No.

PART DESCRIPTION

REPLACEMENT FOR
O.E.M. PART No.

DRP-4660	Dryer Tire	27-717-C
DRP-4121	Dryer Tire	27-717-B
DRP-4128	Dryer Tire	27-717-A
DRP-4118	Dryer Tire	27-493-A
DRP-4127	Dryer Tire	27-244-BS
DRP-4117	Dryer Tire	27-244-AS
DRP-4124	Dryer Tire	27-236-AS
DRP-4343	Dryer Tire	27-457-A
DRP-4344	Dryer Tire	275-MA-958
DRP-4345	Dryer Tire	275-MA-653
DRP-4409	Dryer Tire	27-949-A
DRP-4410	Dryer Tire	27-952-A
TRP-361	Segmental Sprocket	12-191-A
TRP-235	Segmental Sprocket	125-MA-403 125-MB-403
TRP-237	Segmental Sprocket	12-124-A
TRP-238	Segmental Sprocket	12-186-A
TRP-239	Segmental Sprocket	125-MA-402 125-MB-402
TRP-253	Segmental Sprocket	12-206-A
TRP-434	Segmental Sprocket	123-MA-452

"YOUR HEADQUARTERS FOR ASPHALT PLANT REPLACEMENT PARTS"



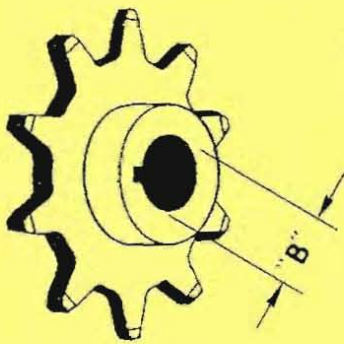
ORDER BY PHONE **TOLL FREE 1-800-222-1141**
 Ohio 1-800-338-5608
 Telephone 216-524-7100
 FAX 216-524-5682

AVAILABLE REPLACEMENT PARTS FOR MADSEN PLANTS

DRYER PARTS

DRYER SPROCKETS

C.P.I. PART No.	REPLACEMENT FOR O.E.M. PART No.	C.P.I. PART No.	REPLACEMENT FOR O.E.M. PART No.
TRP-200	12-204-A	TRP-208	12-216-A
TRP-222	12-204-B	TRP-252	12-48-F
TRP-211	12-201-A	TRP-241	12-48-A
TRP-218-B	12-127-B	TRP-375	122-MA-400
TRP-218-C	12-127-C	TRP-381	122-MA-403
TRP-390	12-127-G	TRP-204	12-7-N
TRP-215	12-98-F	TRP-391	12-135-D
TRP-213	12-16-L	TRP-392	123-MJ-401
TRP-216	12-17-A	TRP-393	123-ML-401
TRP-240	12-1-A 123-MA-428	TRP-394	123-MF-431 12-124-5



DRIVE SPROCKET COMPLETE W/HUB

(Including Standard Keyway And Set Screws)

Information Required To Quote

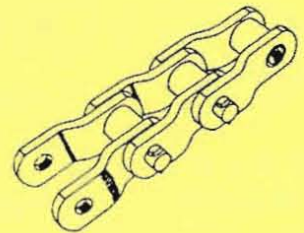
Number Of Teeth _____
 Chain Size _____
 Bore Diameter "B" _____
 (Shaft Diameter)

DRYER CHAIN

DRIVE CHAIN PART DESCRIPTION

REPLACEMENT FOR CHAIN No.

Dryer Shell Drive Chain	1245 (301-SA-497)
Dryer Shell Drive Chain	API-4
Dryer Shell Drive Chain	SS-124
Dryer Drive Shaft Chain	API-3
Dryer Drive Shaft Chain	SS-40
Dryer Drive Shaft Chain	ASA-2 1/2" Pitch (Double Roller Chain)



"YOUR HEADQUARTERS FOR ASPHALT PLANT REPLACEMENT PARTS"

C O N S T R U C T I O N

P A R T S

I N C. ®



ORDER
BY PHONE

TOLL FREE
1-800-222-1141

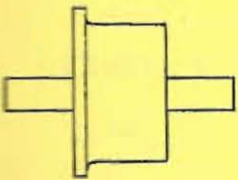
Ohio 1-800-338-5608

FAX 216-524-5682

Telephone 216-524-7100

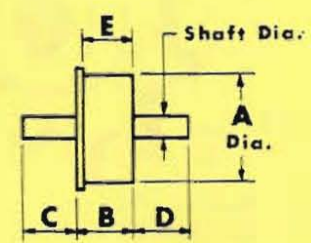
**AVAILABLE REPLACEMENT PARTS
FOR
MADSEN PLANTS**

DRYER
• TRUNNION WHEELS
• GEARS

	C.P.I. PART No.	PART DESCRIPTION	REPLACEMENT FOR O.E.M. PART No.
 TRUNNION WHEEL ASS'Y	DRP-4661	Trunnion Wheel	11-153-B
	DRP-4018	Trunnion Wheel	11-193-A
	DRP-4041	Trunnion Wheel	11-192-A
	DRP-4346	Trunnion Wheel	11-201-A

Dimensions needed from you to obtain Quote....

- A _____ Trunnion Diameter
- B _____ Trunnion Face (Width)
- C _____ Shaft Projection
- D _____ Shaft Projection
- E _____ Trunnion Face
- _____ Shaft Diameter without keyway
- _____ Shaft Diameter with keyway an C _____ or D _____ Size _____ x _____



Single Flange Trunnion



**BEVEL
GEAR**

	C.P.I. PART No.	PART DESCRIPTION	REPLACEMENT FOR O.E.M. PART No.
	TRP-172	Dryer Bevel Gear	5-302-A
	TRP-173	Dryer Bevel Gear	5-302-B

"YOUR HEADQUARTERS FOR ASPHALT PLANT REPLACEMENT PARTS"

C ONSTRUCTION P ARTS I NC.®



ORDER
BY PHONE

TOLL FREE
1-800-222-1141

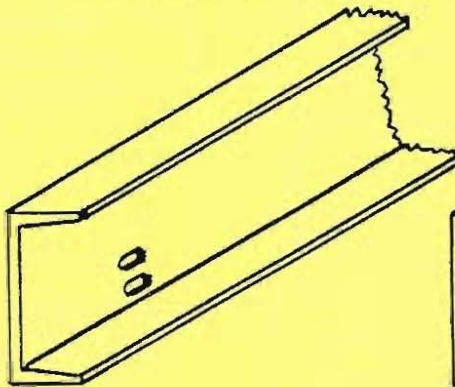
Ohio 1-800-338-5608

FAX 216-524-5682

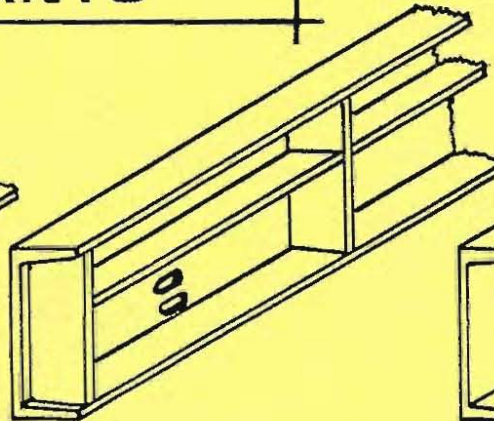
Telephone 216-524-7100

AVAILABLE REPLACEMENT PARTS
FOR
MADSEN PLANTS


DRYER FLIGHTS



**PLAIN
FLIGHTS**



**DIVIDER
(PARTITIONED)
FLIGHTS**



**"SIFT THRU"
(PERFORATED)
FLIGHTS**

C.P.I.

PART NO.

PART DESCRIPTION

DRP-4172-1	8" Divider (Partitioned) Flights - 60" Lg.
DRP-4172-2	8" Divider (Partitioned) Flights - 66" Lg.
DRP-4173-1	10" Divider (Partitioned) Flights - 60" Lg.
DRP-4173-2	10" Divider (Partitioned) Flights - 66" Lg.
DRP-4174-1	8" "Sift Thru" (Perforated) Flights - 60" Lg.
DRP-4174-2	8" "Sift Thru" (Perforated) Flights - 66" Lg.
DRP-4175-1	10" "Sift Thru" (Perforated) Flights - 60" Lg.
DRP-4175-2	10" "Sift Thru" (Perforated) Flights - 66" Lg.
DRP-4176-1	8" Plain (Channel) Flights - 60" Lg.
DRP-4176-2	8" Plain (Channel) Flights - 66" Lg.
DRP-4177-1	10" Plain (Channel) Flights - 60" Lg.
DRP-4177-2	10" Plain (Channel) Flights - 66" Lg.
DRP-4178	Flight Mounting Brackets

"YOUR HEADQUARTERS FOR ASPHALT PLANT REPLACEMENT PARTS"



ORDER
BY PHONE

TOLL FREE
1-800-222-1141
Ohio 1-800-338-5608

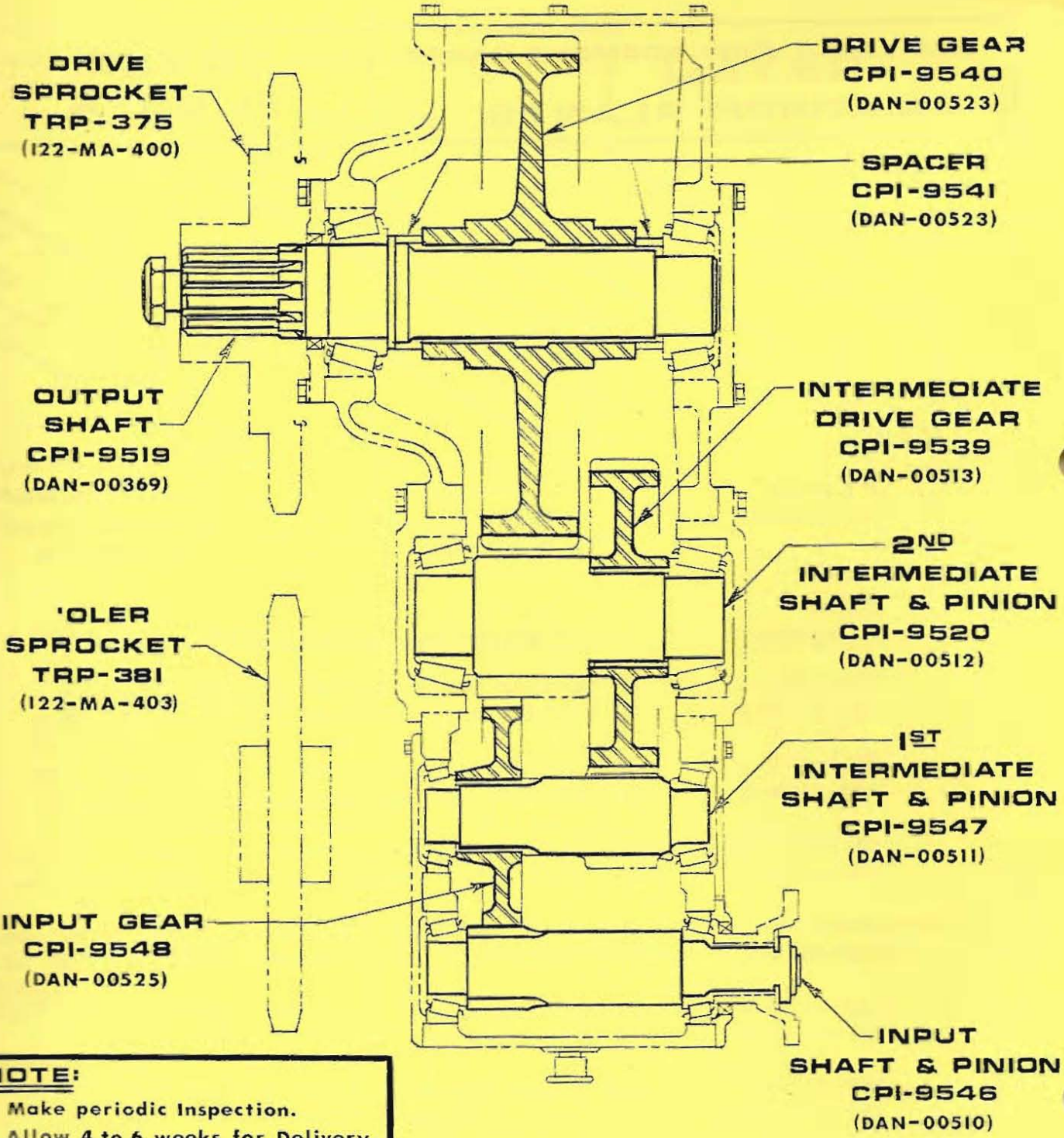
FAX 216-524-5682

Telephone 216-524-7100

AVAILABLE REPLACEMENT PARTS
FOR
MADSEN PLANTS

DRYER REDUCER

**SPEED REDUCER ASSEMBLY
(MA-1505)**



NOTE:
 Make periodic inspection.
 Allow 4 to 6 weeks for Delivery.

"YOUR HEADQUARTERS FOR ASPHALT PLANT REPLACEMENT PARTS"

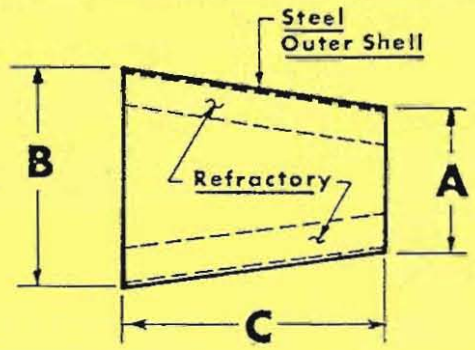
C O N S T R U C T I O N P A R T S I N C .

ORDER BY PHONE **TOLL FREE 1-800-222-1141**
Ohio 1-800-338-5608
FAX 216-524-5682 Telephone 316-324-7100

AVAILABLE REPLACEMENT PARTS
FOR
MADSEN PLANTS

IGNITION CONES

Replacement For.....
GENCO IGNITION CONES



C.P.I. PART NO.	GENCO BURNER SIZE	PORT SIZE
DRP-4146	FP-40,51,69	K-20
DRP-4147	FP-86	K-21
DRP-4148	FP-103,129	K-22
DRP-4149	FP-162	K-23
DRP-4150	FP-202	K-24
DRP-4151	FP-248	K-25
DRP-4152	#301/#401/#501/#601	
DRP-4153	#751/#1001/#1251	

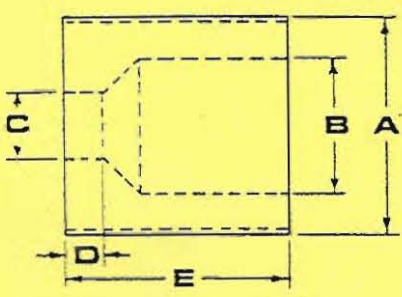
C.P.I. No.	A	B	C
DRP- 4146	17 1/2	26	37
DRP- 4147	20 1/2	30	37
DRP- 4148	23	33	37
DRP- 4149	25 1/4	36	37
DRP- 4150	25 1/4	39	37
DRP- 4151	29 1/4	43	37
DRP- 4152	20 1/2	34	37
DRP- 4153	25 1/4	39	37

CONSTRUCTION OF IGNITION CONE

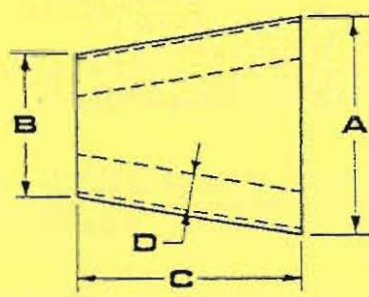
Outer shell to be 3/16" Thick Steel.
Lining will be of "High Temperature"
Super Duty Castable Refractory anchored
to shell with stainless steel V-anchors.

Replacement For.....
HAUCK IGNITION CONES

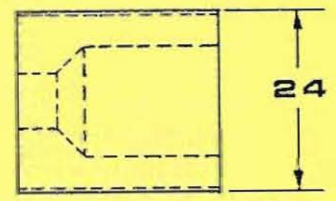
CUSTOMIZED - IGNITION CONES



STRAIGHT CONE

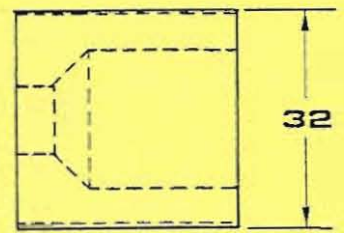


TAPERED CONE



STRAIGHT CONE
Hauck No. JLP-4250

DRP-4554



STRAIGHT CONE
Hauck No. J-375-5000


DRP-4443

DIMENSIONS NEEDED FROM YOU TO OBTAIN QUOTE

- | | |
|----------------------|----------------------------|
| A — OUTSIDE DIAMETER | A — MAX. DIAMETER |
| B — INSIDE DIAMETER | B — MIN. DIAMETER |
| C — INSIDE DIAMETER | C — OVERALL LENGTH |
| D — DEPTH | D — THICKNESS (Refractory) |
| E — OVERALL LENGTH | |

"YOUR HEADQUARTERS FOR ASPHALT PLANT REPLACEMENT PARTS"

C O N S T R U C T I O N P A R T S I N C. ®


ORDER BY PHONE **TOLL FREE**
1-800-222-1141
Ohio 1-800-338-5608

FAX 216-524-5682 Telephone 216-524-7100



**"The Super Plate
For SUPER Wear"**

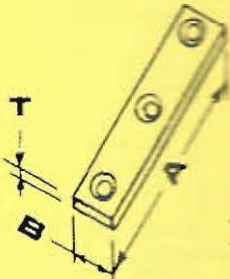
The **"ULTIMATE"** For
Chute Liners And High
Abrasive Areas.

STANDARD BARS AND PLATES
(With Countersunk Holes For Bolting Or Plug Welding)

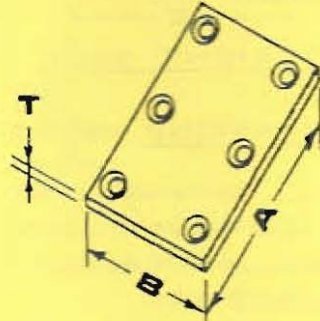
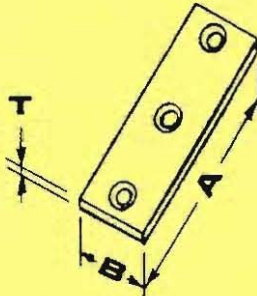
<u>C.P.I. NO.</u>	<u>DESCRIPTION</u>	<u>C.P.I. NO.</u>	<u>DESCRIPTION</u>
STR-111	1 1/4" x 11" x 1/4"	PLT-209	9" x 20 3/4" x 3/4"
STR-218	2" x 18" x 1/2"	PLT-812	8" x 12" x 1/2"
STR-316	3" x 16 3/4" x 1/2"	PLT-820	8" x 19 7/8" x 1/2"
STR-318-3	3" x 18" x 3/8"	PLT-918-3	9" x 18" x 3/8"
STR-318-4	3" x 18" x 1/2"	PLT-918-4	9" x 18" x 1/2"
STR-416	4 3/4" x 16 3/4" x 1/2"	PLT-1218-3	12" x 18" x 3/8"
STR-618-3	6" x 18" x 3/8"	PLT-1218-4	12" x 18" x 1/2"
STR-618-4	6" x 18" x 1/2"		
LNR-2562	3 1/4" x 12 7/8" x 3/4"	<u>CHECK WITH C.P.I. FOR</u>	
LNR-2564	1 3/4" x 23 1/4" x 3/4"	<u>ADDITIONAL SIZES</u>	

Also Available-Asphalt Silo Plates

CUSTOMIZED SERVICE / BARS AND PLATES
(To Suit Your Application Or Needs)



T = Thickness



BARS

PLATES

"YOUR HEADQUARTERS FOR ASPHALT PLANT REPLACEMENT PARTS"